

DOMESTIC VIOLENCE CASES FILED AND TERMINATED, page 2

	FY 2002		FY 2003		FY 2004		FY 2005		FY 2006	
	Filed	Terminated	Filed	Terminated	Filed	Terminated	Filed	Terminated	Filed	Terminated
District 7	2,030	1,557	2,117	1,693	1,971	1,817	1,998	1,897	1,922	1,805
Anne Arundel	2,030	1,557	2,117	1,693	1,971	1,817	1,998	1,897	1,922	1,805
District 8	3,582	2,551	3,620	2,095	3,972	3,443	3,780	3,721	3,685	3,153
Baltimore	3,582	2,551	3,620	2,095	3,972	3,443	3,780	3,721	3,685	3,153
District 9	538	422	628	415	621	584	743	719	648	634
Harford	538	422	628	415	621	584	743	719	648	634

	FY 2002		FY 2003		FY 2004		FY 2005		FY 2006	
	Filed	Terminated	Filed	Terminated	Filed	Terminated	Filed	Terminated	Filed	Terminated
District 10	841	674	847	645	818	808	885	866	905	849
Carroll	286	238	331	267	294	285	292	296	279	255
Howard	555	436	516	378	524	523	593	570	626	594
District 11	1,336	1,002	1,365	921	1,465	1,365	1,634	1,598	1,700	1,589
Frederick	546	401	495	314	575	534	643	622	700	623
Washington	790	601	870	607	890	831	991	976	1,000	966
District 12	432	307	472	303	499	507	522	538	496	462
Allegany	313	205	319	211	360	338	344	328	348	329
Garrett	119	102	153	92	139	169	178	210	148	133

	FY 2002		FY 2003		FY 2004		FY 2005		FY 2006	
	Filed	Terminated	Filed	Terminated	Filed	Terminated	Filed	Terminated	Filed	Terminated
State Totals	20,279	15,804	21,333	14,767	22,934	21,304	23,627	22,984	23,813	22,120

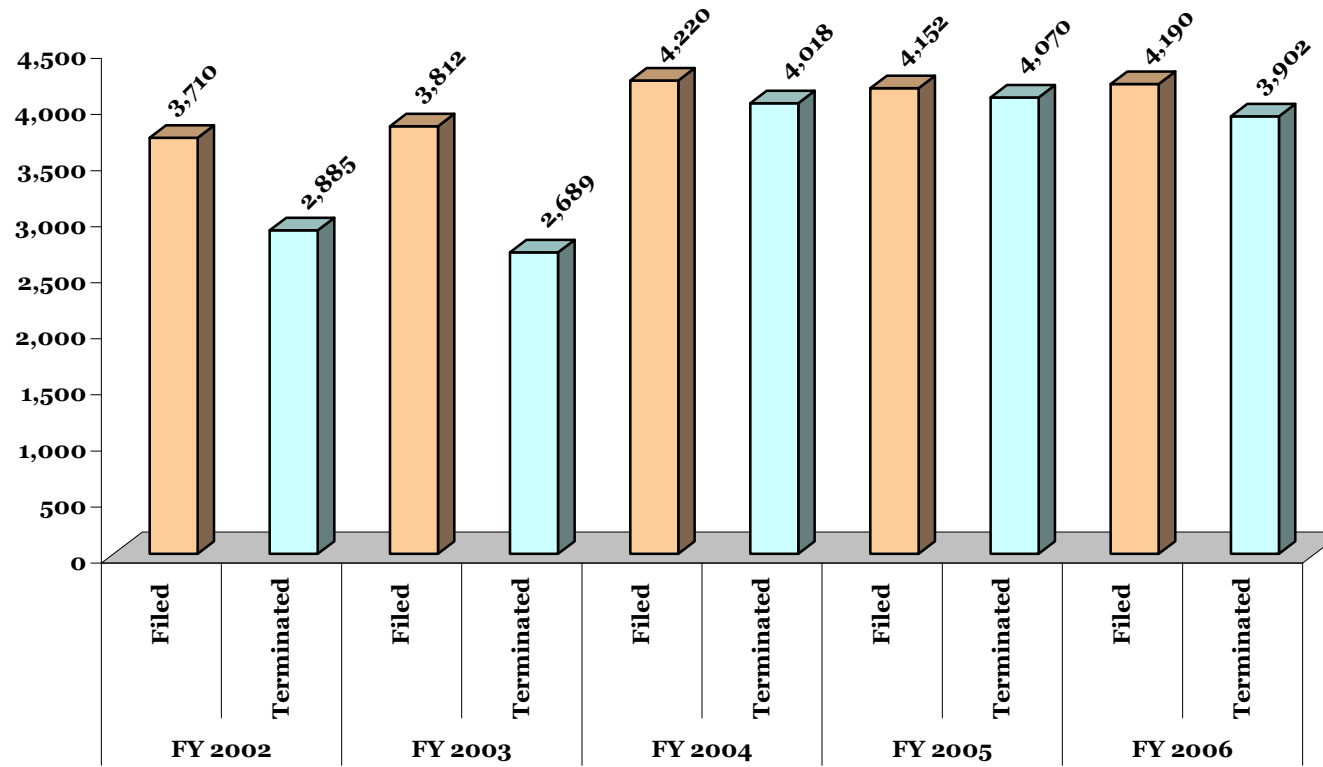
Note: The termination count is the total number of final protective orders issued, denied and dismissed; temporary orders denied and dismissed; and interim orders denied.

**CHART DC-8.1
DISTRICT COURT**

DISTRICT 1 - Baltimore City

DOMESTIC VIOLENCE CASES FILED AND TERMINATED

5 Year Comparative Data: Fiscal Years 2002 - 2006



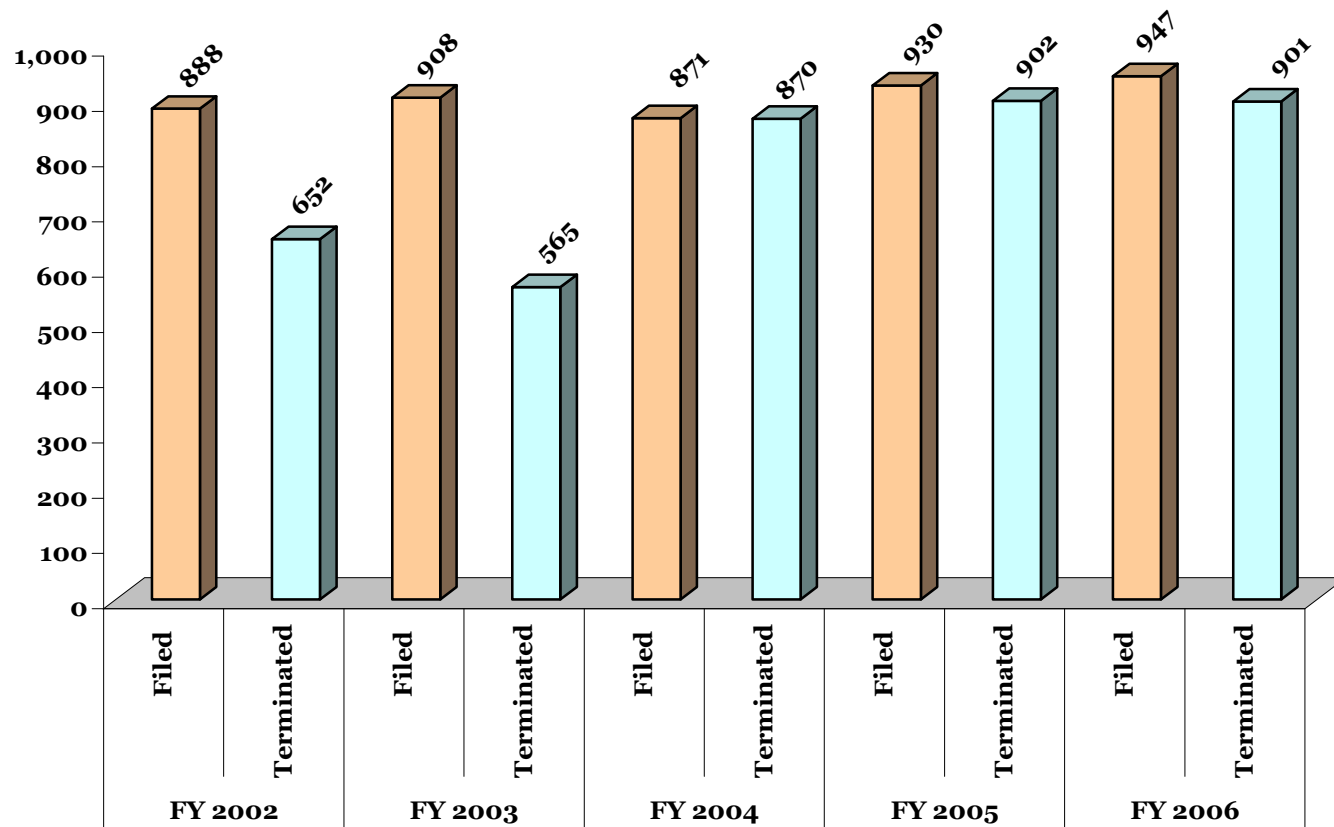
Note: The termination count is the total number of final protective orders issued, denied and dismissed; temporary orders denied and dismissed; and interim orders denied.

**CHART DC-8.2
DISTRICT COURT**

DISTRICT 2 - Dorchester, Somerset, Wicomico and Worcester Counties

DOMESTIC VIOLENCE CASES FILED AND TERMINATED

5 Year Comparative Data: Fiscal Years 2002 - 2006



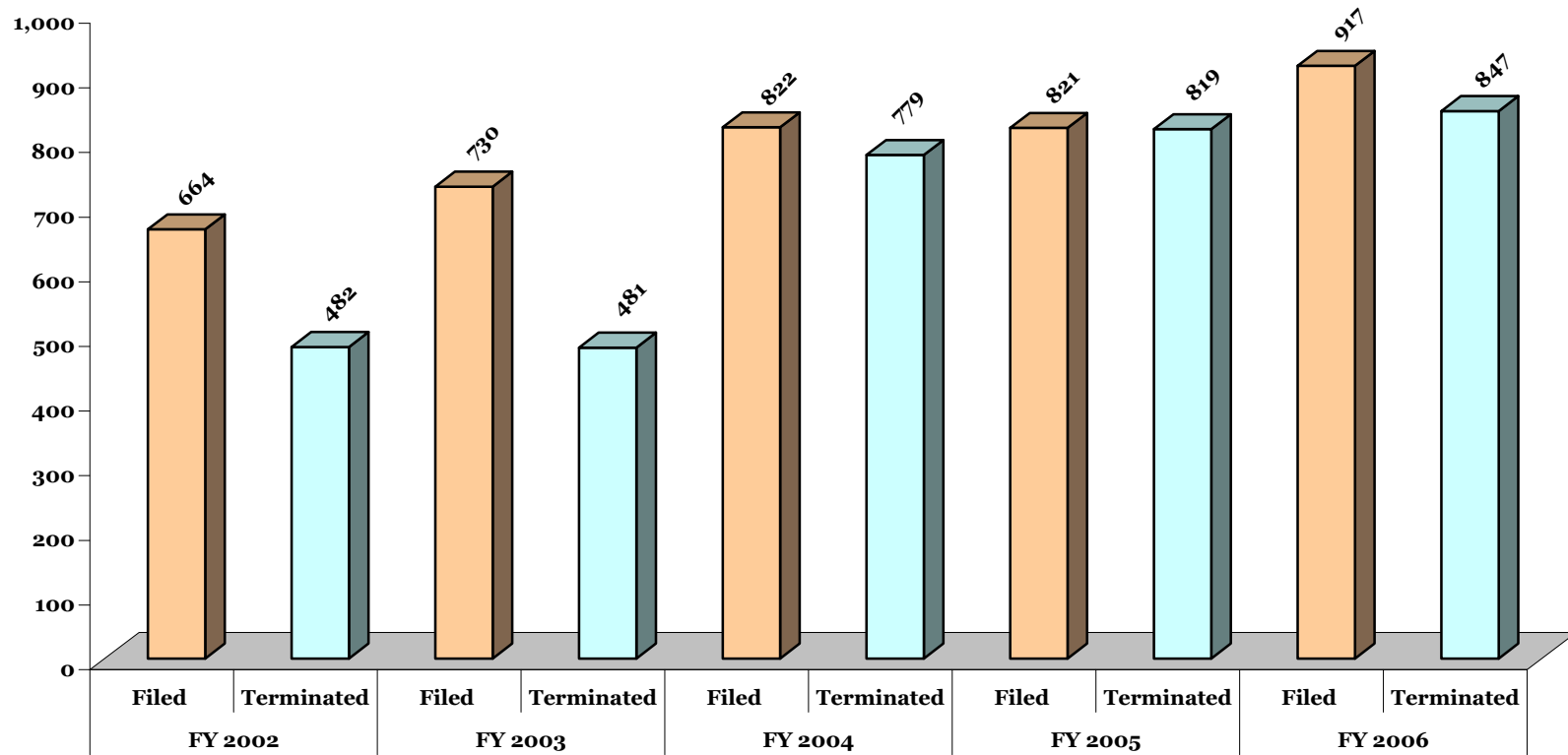
Note: The termination count is the total number of final protective orders issued, denied and dismissed; temporary orders denied and dismissed; and interim orders denied.

**CHART DC-8.3
DISTRICT COURT**

DISTRICT 3 - Caroline, Cecil, Kent, Queen Anne's and Talbot Counties

DOMESTIC VIOLENCE CASES FILED AND TERMINATED

5 Year Comparative Data: Fiscal Years 2002 - 2006



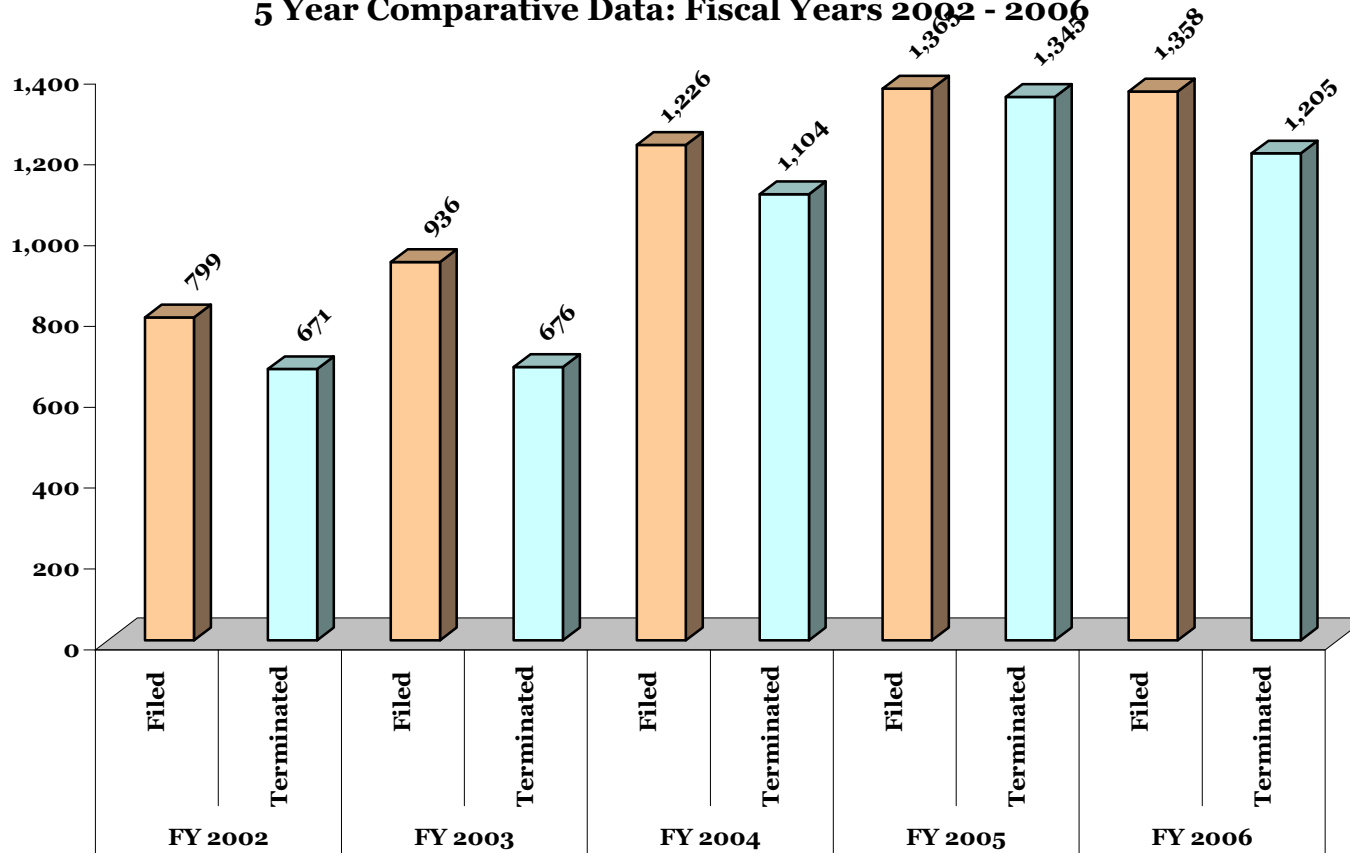
Note: The termination count is the total number of final protective orders issued, denied and dismissed; temporary orders denied and dismissed; and interim orders denied.

**CHART DC-8.4
DISTRICT COURT**

DISTRICT 4 - Calvert, Charles and St. Mary's Counties

DOMESTIC VIOLENCE CASES FILED AND TERMINATED

5 Year Comparative Data: Fiscal Years 2002 - 2006



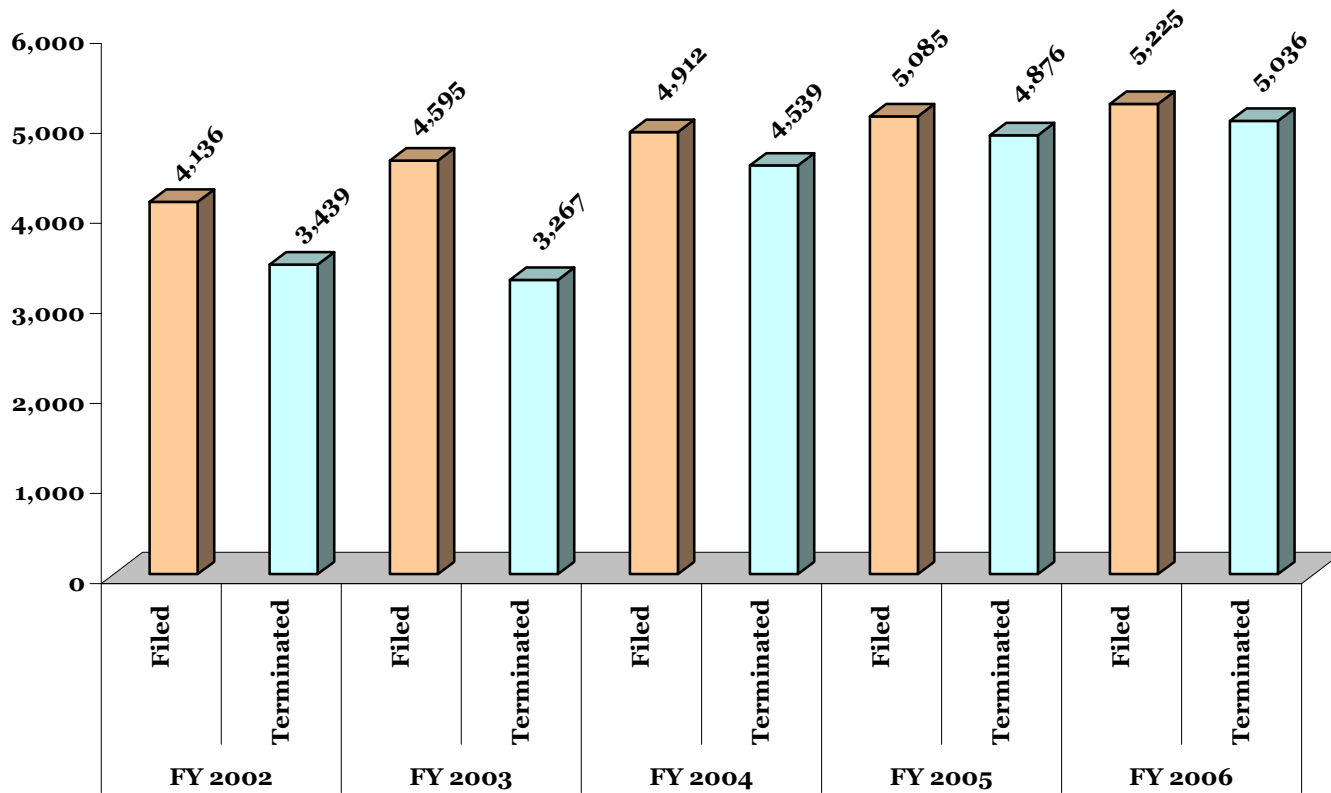
Note: The termination count is the total number of final protective orders issued, denied and dismissed; temporary orders denied and dismissed; and interim orders denied.

**CHART DC-8.5
DISTRICT COURT**

DISTRICT 5 - Prince George's County

DOMESTIC VIOLENCE CASES FILED AND TERMINATED

5 Year Comparative Data: Fiscal Years 2002 - 2006



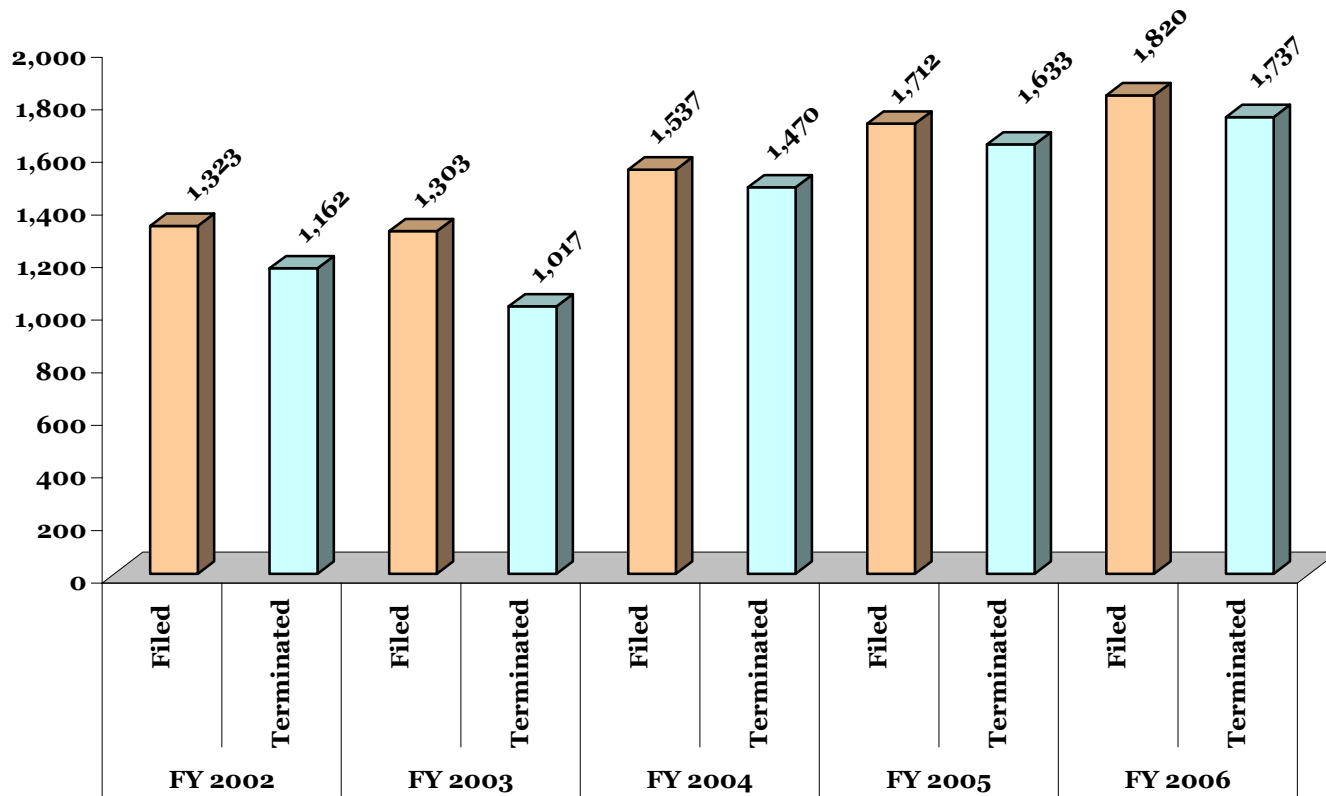
Note: The termination count is the total number of final protective orders issued, denied and dismissed; temporary orders denied and dismissed; and interim orders denied.

**CHART DC-8.6
DISTRICT COURT**

DISTRICT 6 - Montgomery County

DOMESTIC VIOLENCE CASES FILED AND TERMINATED

5 Year Comparative Data: Fiscal Years 2002 - 2006



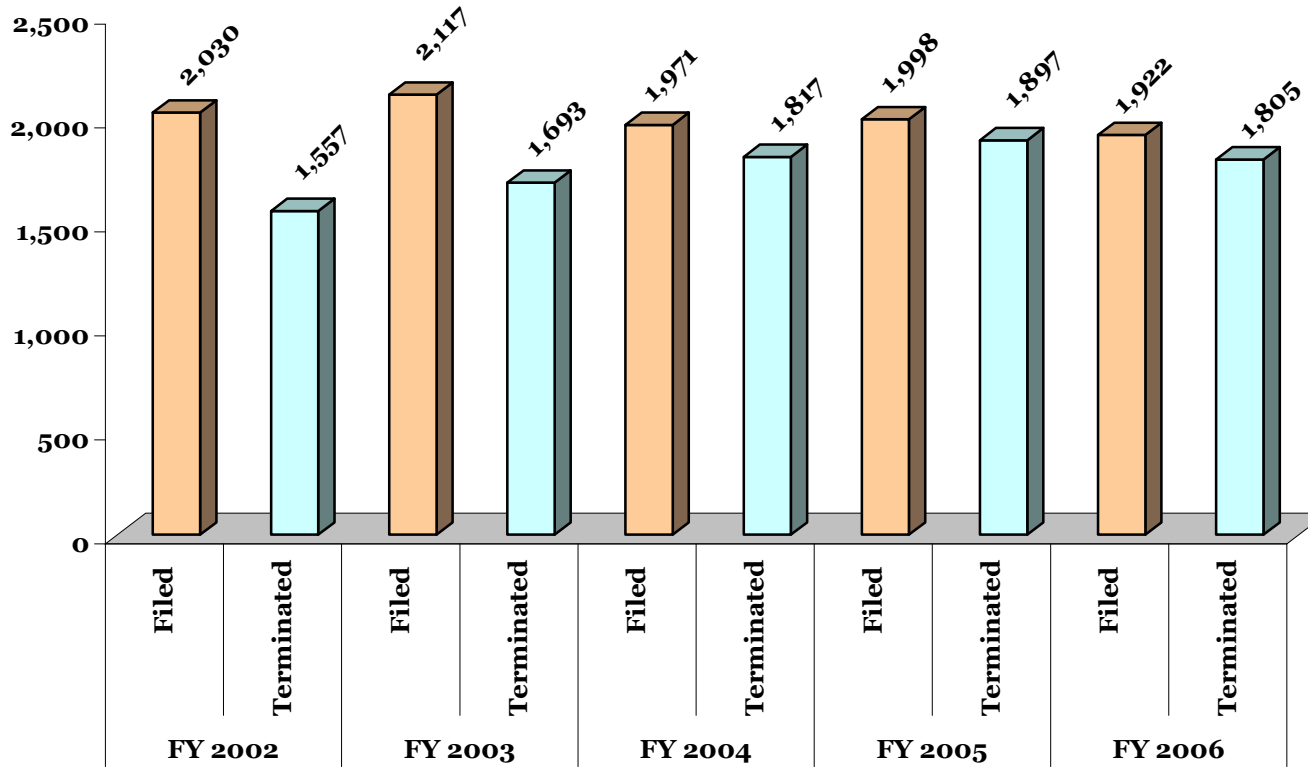
Note: The termination count is the total number of final protective orders issued, denied and dismissed; temporary orders denied and dismissed; and interim orders denied.

**CHART DC-8.7
DISTRICT COURT**

DISTRICT 7 - Anne Arundel County

DOMESTIC VIOLENCE CASES FILED AND TERMINATED

5 Year Comparative Data: Fiscal Years 2002 - 2006



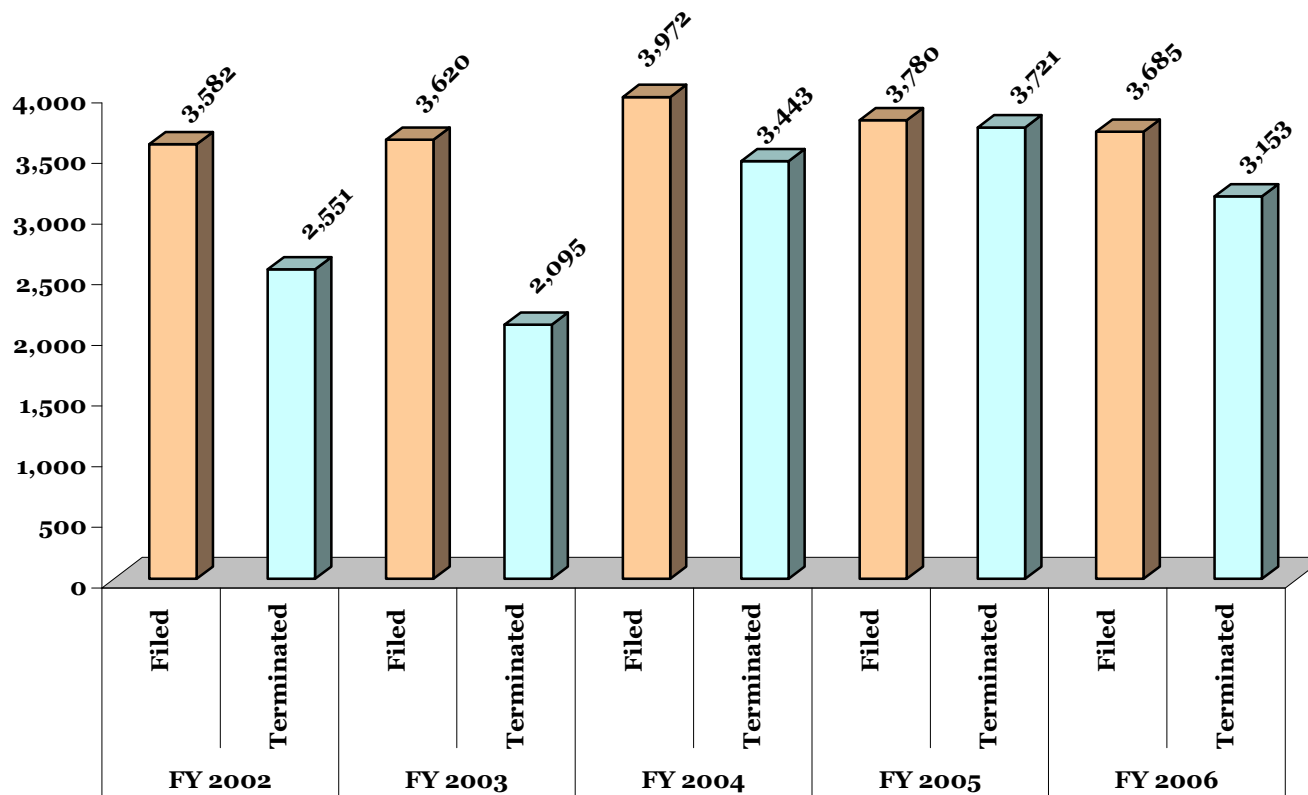
Note: The termination count is the total number of final protective orders issued, denied and dismissed; temporary orders denied and dismissed; and interim orders denied.

**CHART DC-8.8
DISTRICT COURT**

DISTRICT 8 - Baltimore County

DOMESTIC VIOLENCE CASES FILED AND TERMINATED

5 Year Comparative Data: Fiscal Years 2002 - 2006



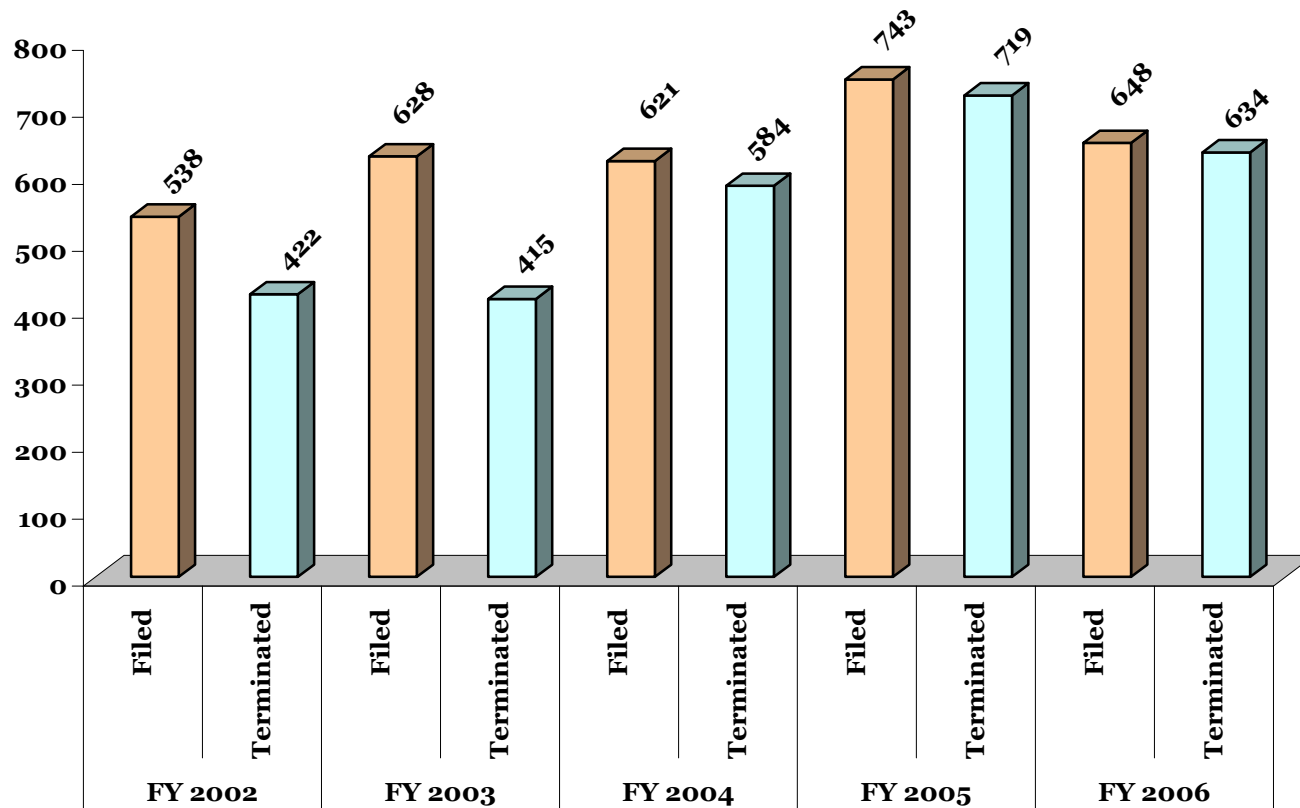
Note: The termination count is the total number of final protective orders issued, denied and dismissed; temporary orders denied and dismissed; and interim orders denied.

**CHART DC-8.9
DISTRICT COURT**

DISTRICT 9 - Harford County

DOMESTIC VIOLENCE CASES FILED AND TERMINATED

5 Year Comparative Data: Fiscal Years 2002 - 2006



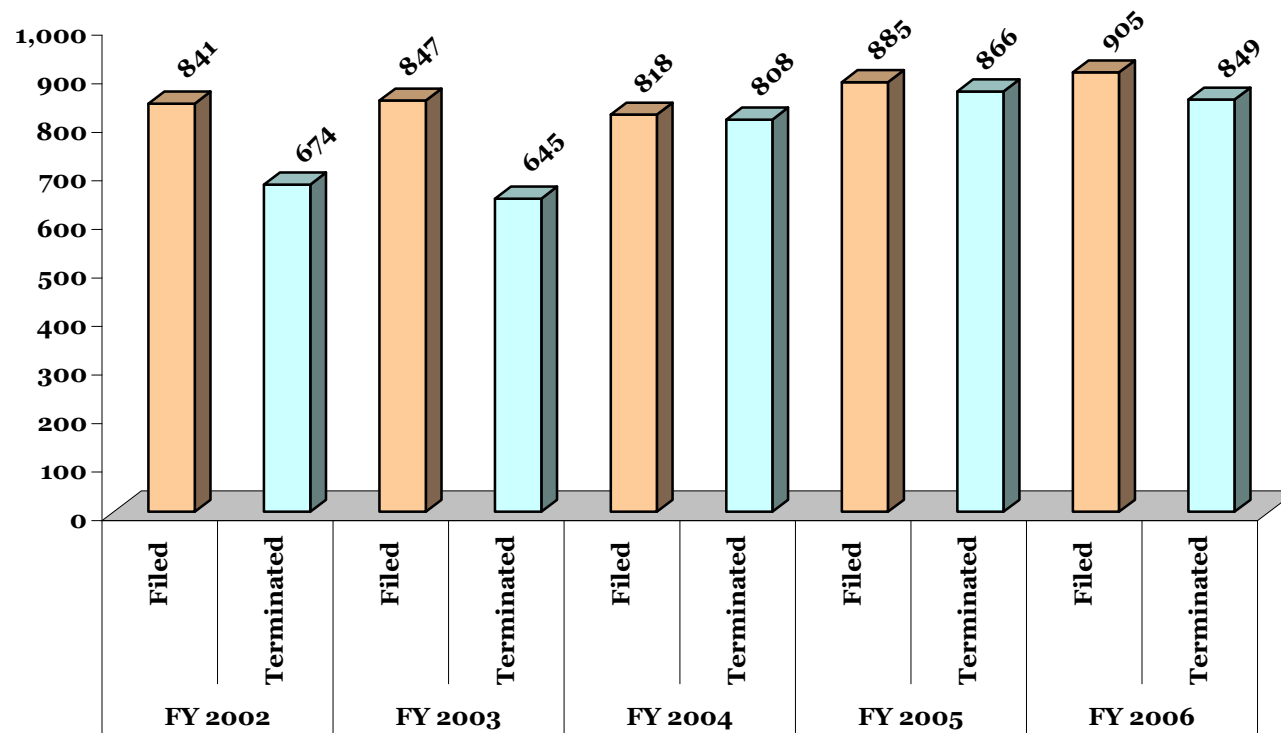
Note: The termination count is the total number of final protective orders issued, denied and dismissed; temporary orders denied and dismissed; and interim orders denied.

**CHART DC-8.10
DISTRICT COURT**

DISTRICT 10 - Carroll and Howard Counties

DOMESTIC VIOLENCE CASES FILED AND TERMINATED

5 Year Comparative Data: Fiscal Years 2002 - 2006



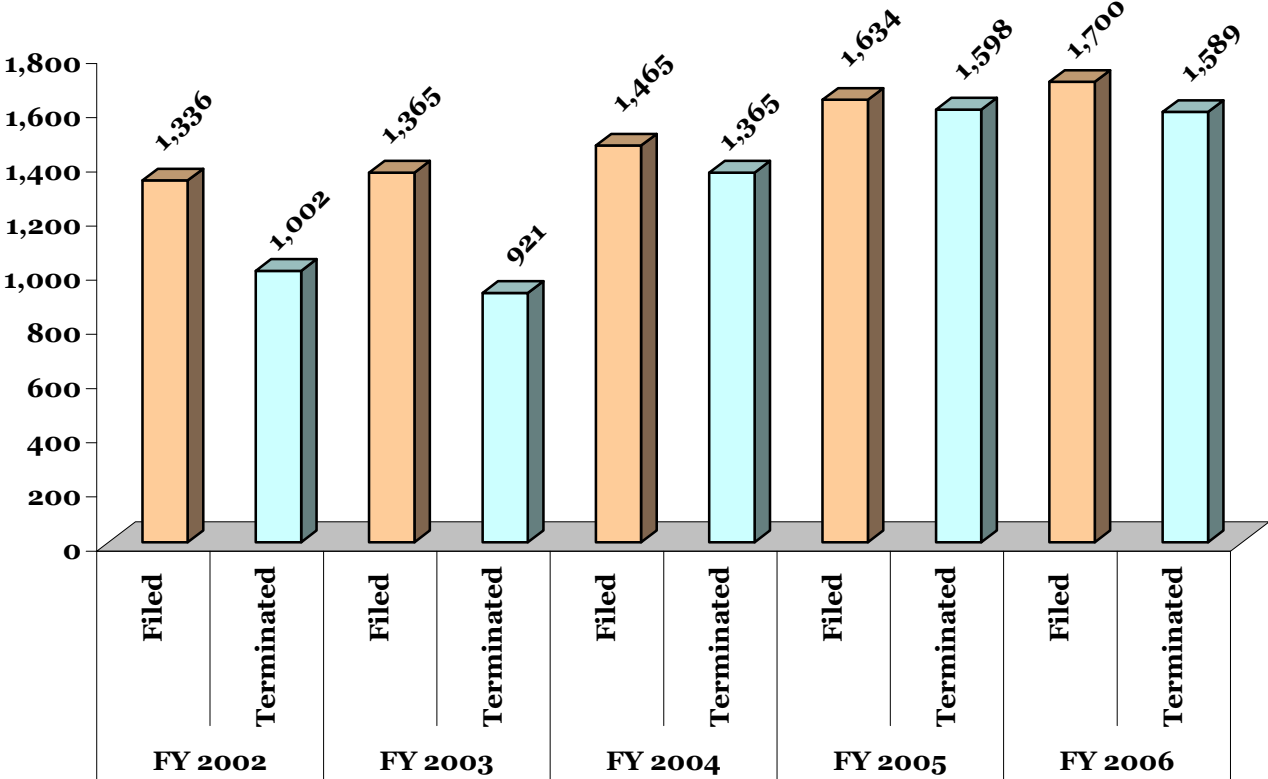
Note: The termination count is the total number of final protective orders issued, denied and dismissed; temporary orders denied and dismissed; and interim orders denied.

**CHART DC-8.11
DISTRICT COURT**

DISTRICT 11 - Frederick and Washington Counties

DOMESTIC VIOLENCE CASES FILED AND TERMINATED

5 Year Comparative Data: Fiscal Years 2002 - 2006



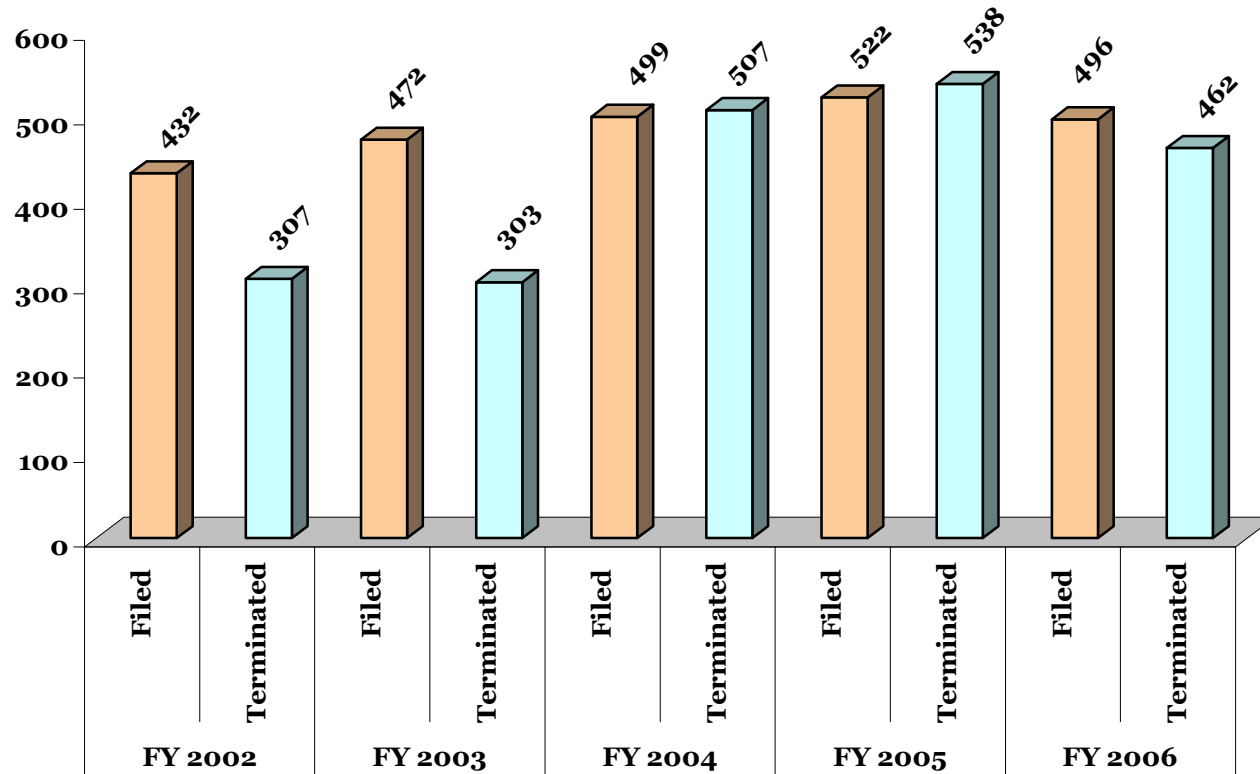
Note: The termination count is the total number of final protective orders issued, denied and dismissed; temporary orders denied and dismissed; and interim orders denied.

**CHART DC-8.12
DISTRICT COURT**

DISTRICT 12 - Allegany and Garrett Counties

DOMESTIC VIOLENCE CASES FILED AND TERMINATED

5 Year Comparative Data: Fiscal Years 2002 - 2006

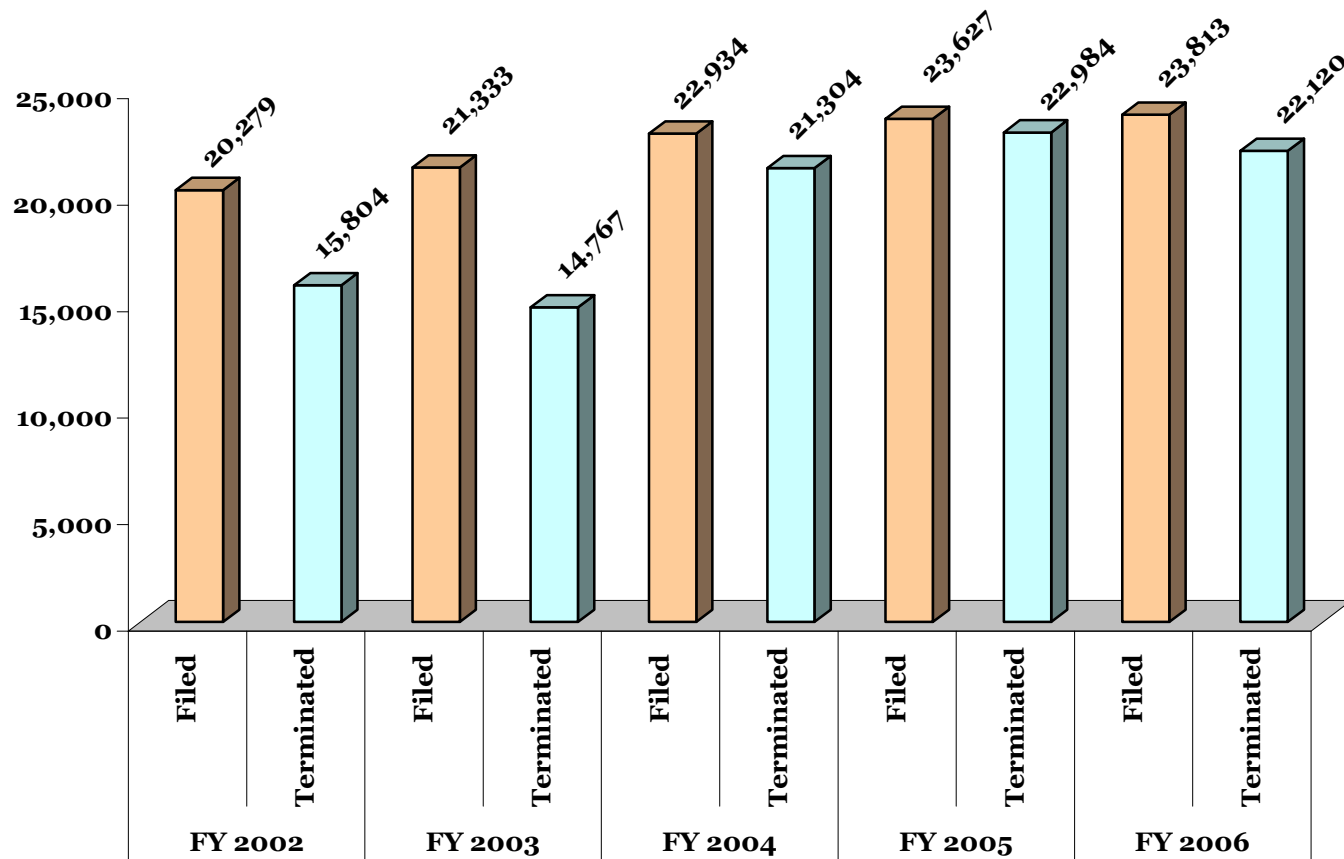


Note: The termination count is the total number of final protective orders issued, denied and dismissed; temporary orders denied and dismissed; and interim orders denied.

**CHART DC-8.13
DISTRICT COURT**

**STATE TOTAL:
DOMESTIC VIOLENCE CASES FILED AND TERMINATED**

5 Year Comparative Data: Fiscal Years 2002 - 2006



Note: The termination count is the total number of final protective orders issued, denied and dismissed; temporary orders denied and dismissed; and interim orders denied.